

Ag Day

Rukuhia School

Ag Day is a long-standing tradition at our school, celebrating our rural community and giving students the opportunity to show off their hard work with their animals. Here is a guide to the events and what to expect on the day.



General Rules

1. Children's ages to be as at day of judging
2. No two pupils can show the same calf, lamb or kid
3. No animals to be carrying lice
4. Animals must have been first shown at school day to become eligible for Group Day unless an exemption is granted due to illness or other exceptional circumstances
5. Parents may assist their children in cleaning animals on arrival at Agricultural Day
6. Pre-schoolers are welcome to compete at school day but NOT Group or Show Days
7. For Champion Ribbons to be awarded there needs to be at least 8 children competing in one section (e.g. calves, lambs or kids)



Saving Dates 2025

Calves

Dairy or Beef

1. Bull calves are accepted at Agricultural Day but Group Day and Show Day rules may differ so inquire where applicable
2. Calves must not be clipped or oiled
3. TB Certificates are to accompany all calves to all competition days

Dairy

Early

10/06 – 31/07

Late

01/08 – 20/09

Beef

Early

01/06 – 31/07

Late

01/08 – 20/09

Lambs

1. Lambs must not be washed – they may be covered and brushed
2. Ram lambs are accepted at Agricultural Day but Group Day and Show Day rules may differ so inquire where applicable

Lambs

Early

10/07 – 20/08

Late

21/08 – 20/09

Kids:

1. Any breed or combination of breeds will be accepted
2. Milking, Meat or Feral goats may be washed and brushed but not fibre goats (e.g. Angora, Mohair etc)
3. Buck kids are accepted at Agricultural Day but Group Day and Show Day rules may differ so inquire where applicable

Kids

Early

01/07 – 19/08

Late

20/08 – 20/09



Lambs

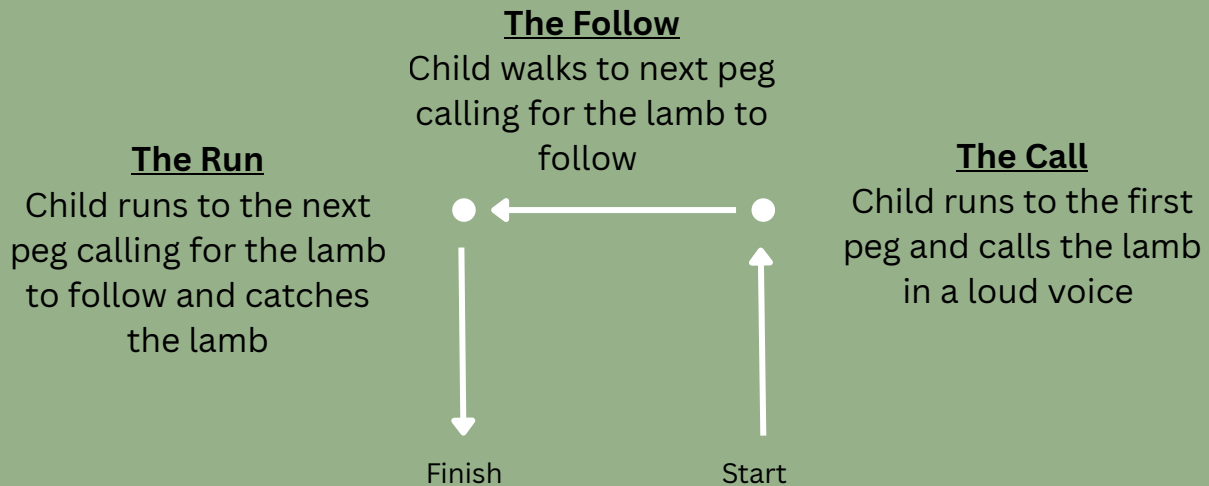
3 x events: Most Obvious Pet, Leading, Rearing

Most Obvious Pet

Call: Get someone to hold your lamb, stand 10 metres away from it and call it in a clear loud voice.

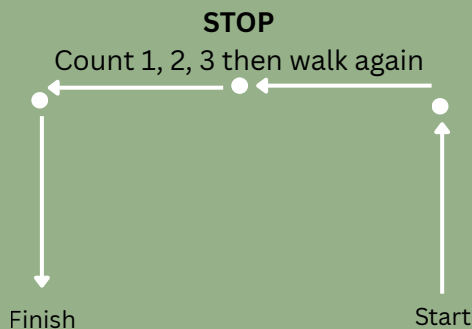
Follow: Walk along with your lamb following behind. Be careful not to walk too fast for it

Run: Run along with your lamb following behind. After running approx. 10 metres, stop and catch your lamb.



Leading

The lamb is lead anti-clockwise around the ring



Rearing

Care:

Name, birth date, describe things you did to raise it, know its breed etc

Cleanliness:

Ensuring lambs face, ears, under the front legs and flanks are wiped clean

Condition:

How well your lamb has grown and how well it is looking



Kid Goats

3 x events: Most Obvious Pet, Leading, Rearing

Most Obvious Pet

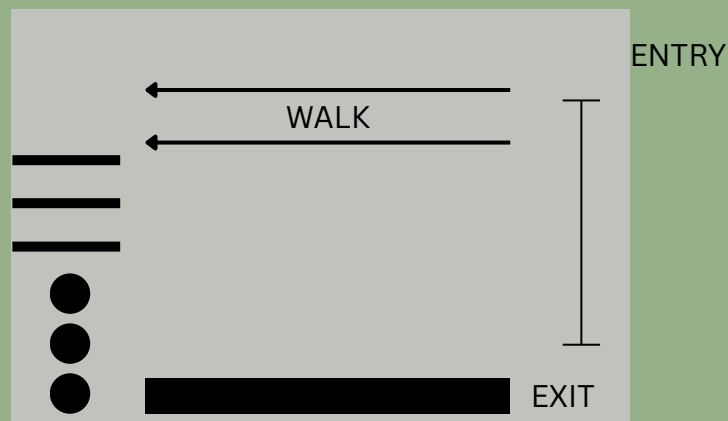
Follows similar course to Lambs

Rearing

- Care
- Cleanliness
- Condition
- Knowledge
- Rapport
- Name for Kid & know its birthday

Leading - Obstacle Course

Lead anti-clockwise around the ring. Similar to diagram below. Emphasis for the day is on the child and animal having fun!



Calves

3 x events: *Leading, Rearing, Type: Dairy/Beef*

Leading

Lead calf in anti-clockwise direction around the ring. Walk to the first corner and circle peg 1 in anti-clockwise direction. Proceed to peg 2 and stop (count to 3), walk to peg 3 and proceed round in clockwise direction.

Rearing

Care Cleanliness Condition Knowledge Rapport

- Have a name for your calf and know it's birthday
- Discuss various rearing aspects e.g. breed type
- Ensure calf's face, ears, legs, hooves, flanks, rear end and under stomach are clean for the day
- Brush well

